

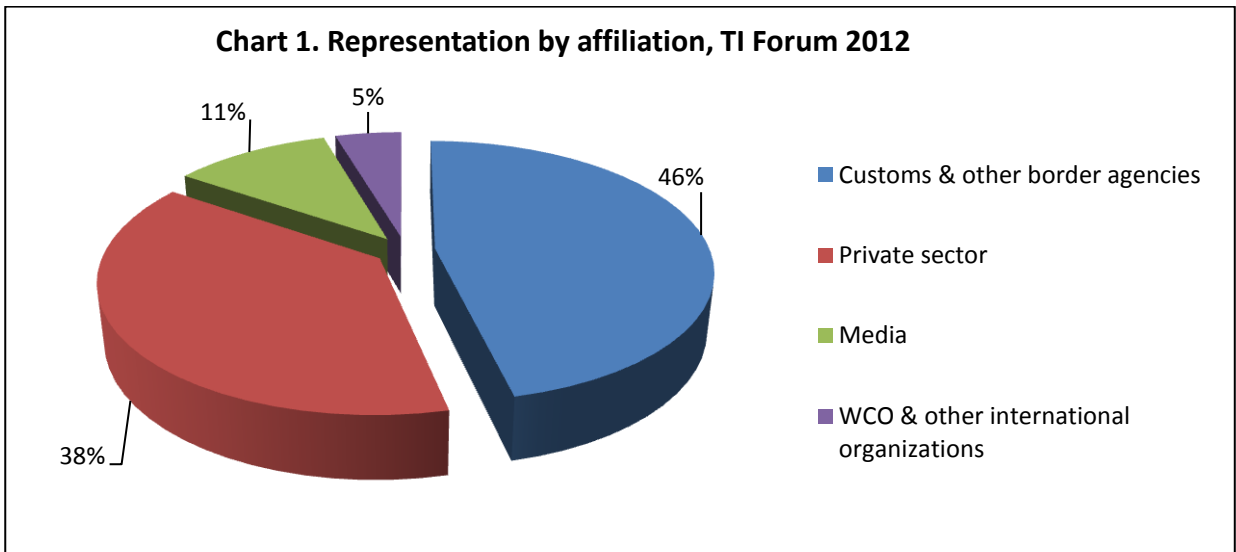


Third Technology & Innovation Forum 2012
5 – 9 March, 2012
Kuala Lumpur, Malaysia

Attendance Report

1. Representation by Affiliation

The Third Technology & Innovation Forum was the biggest Forum held so far, having attracted 349 attendees from the public and private sectors. Customs and other border agencies represented 46% of delegates, followed by the private sector (38%), media (11%) and international organizations (5%). Attendees representing 63 countries participated in the Forum.

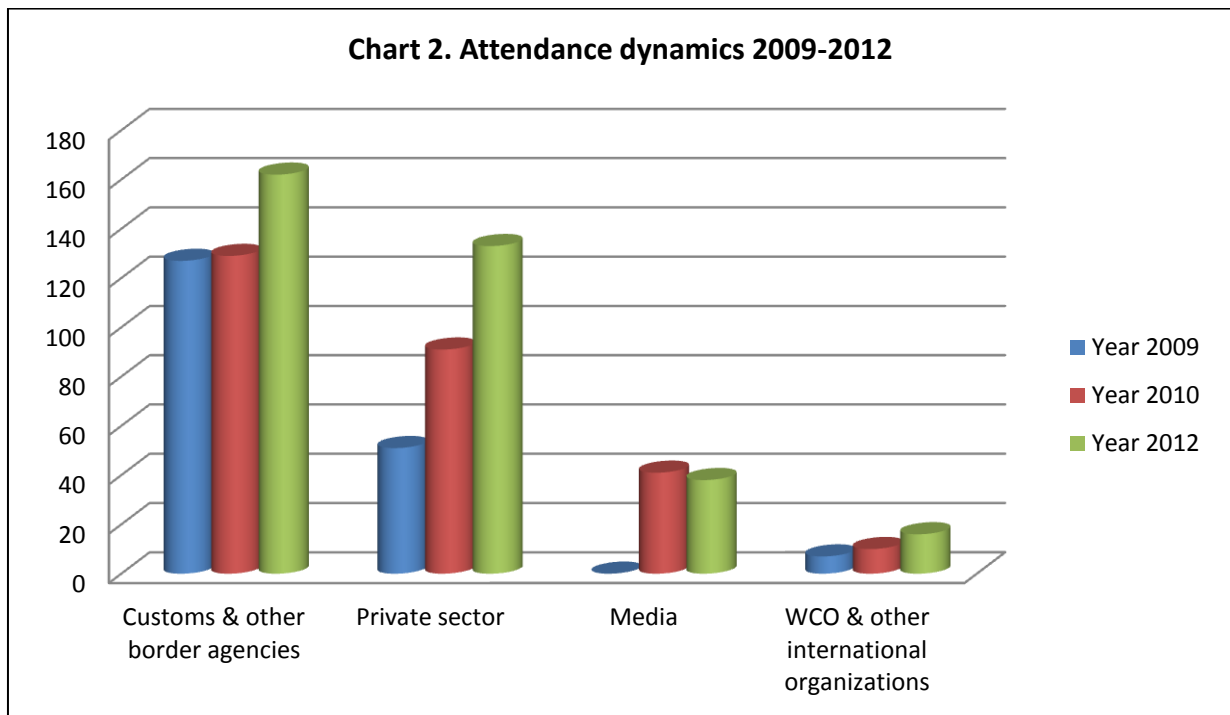


| Affiliation | Number of attendees |
|---|---------------------|
| Customs & other border agencies | 162 |
| Private sector | 133 |
| Media | 38 |
| WCO & other international organizations | 16 |
| Total | 349 |



2. Attendance dynamics

In comparison with the previous years there was an increase in the overall number of participants. The private sector attendance doubled since 2009 (from 51 participants in 2009 to 133 in 2012). The WCO Member participation also grew from 127 in 2009 to 162 delegates in 2010.

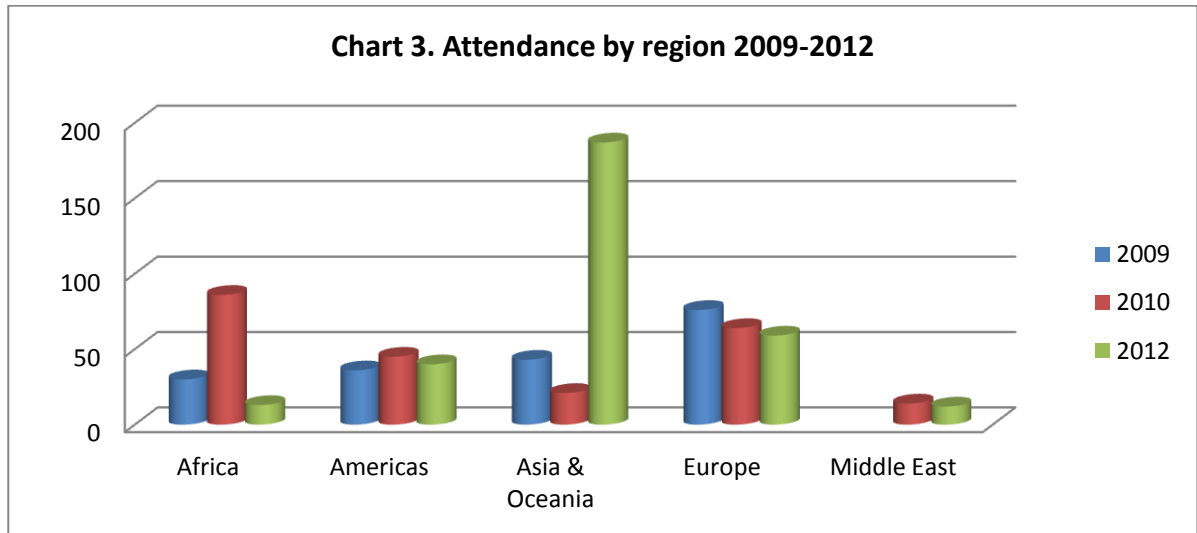


| Representation by Affiliation | 2009 | 2010 | 2012 |
|---|------------|------------|------------|
| Customs & other border agencies | 127 | 129 | 162 |
| Private sector | 51 | 91 | 133 |
| Media | NA | 41 | 38 |
| WCO & other international organizations | 7 | 10 | 16 |
| Total | 185 | 271 | 349 |



3. Geographical representation

In terms of the geographical representation, the majority of the delegates arrived from Asia and Oceania due to the relative proximity of the 2012 Forum venue. The number of attendees from Europe and Americas remained approximately the same compared to 2009 and 2010 Forums, while the number of the participants from Africa reduced significantly compared to 2010 when the Forum was organised in Egypt.



| Region | 2009 | 2010 | 2012 |
|----------------|------|------|------|
| Africa | 30 | 86 | 13 |
| Americas | 36 | 45 | 40 |
| Asia & Oceania | 43 | 21 | 187 |
| Europe | 76 | 64 | 59 |
| Middle East | | 14 | 12 |