

A Possible Future Border Environment (virtual)

The UN/CEFACT Contribution

Tom Butterly
Chief, Global Trade Solutions
United Nations Economic Commission for Europe (UNECE)

WCO Inter Agency Forum on Coordinated Border Management
Brussels, Belgium, 29-30 June 2009

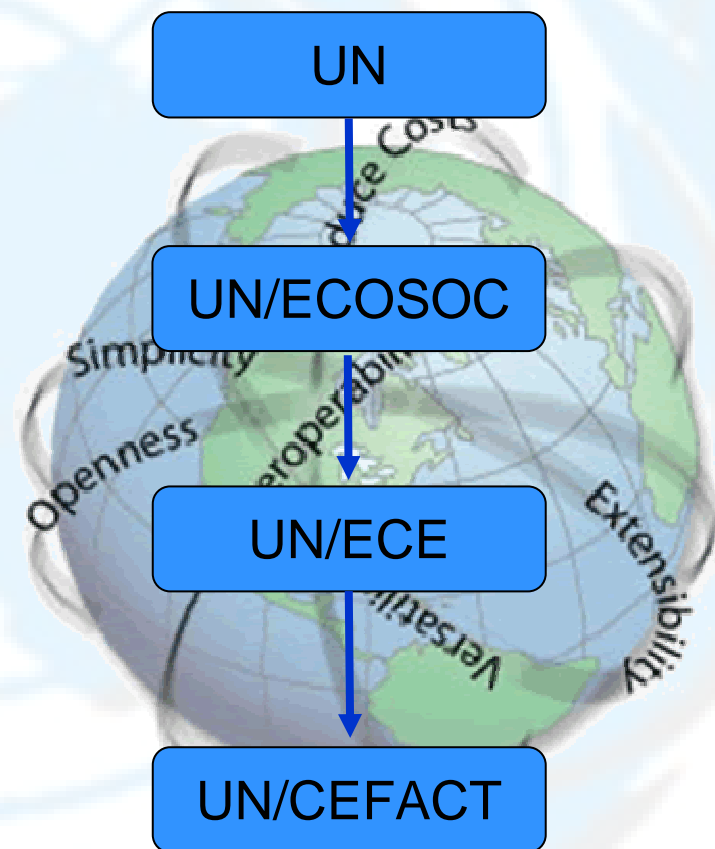
UN/CEFACT and CBM

- UN/CEFACT Overview
- UN/CEFACT Approach to Co-ordinated Border Management
 - Single Window Recommendations
 - Supporting Standards for SW Implementation
- Concluding Comments

UN Centre for Trade Facilitation and Electronic Business (UN/CEFACT)

UN Centre for Trade
Facilitation and
Electronic Business

Simple, transparent and
effective processes for
global trade



UN/CEFACT Forums

- ❑ Switzerland and USA – 2004
- ❑ France and Malaysia - 2005
- ❑ India and Canada - 2006
- ❑ Ireland and Sweden - 2007
- ❑ Mexico and Senegal – 2008
- ❑ Rome, Italy – April 2009
- ❑ **Sapporo, Japan – 28 September to 4 October 2009**
(<http://www2.convention.co.jp/uncefact15/>)

UN/CEFACT Instruments for Coordinated Border Management

- UN/CEFACT views the single submission of information from trade to government and the sharing of information amongst government agencies - as key elements of Coordinated Border Management

- UN/CEFACT instruments:
 - A set of specific Single Window Recommendations
 - A set of standards that support Single Window Implementation

UN/CEFACT Single Window Specific Recommendations

- UN/CEFACT Recommendation & Guidelines on Establishing a Single Window (Recommendation No 33)
- **Draft** UN/CEFACT Recommendation 34 - Data Simplification & Standardization for International Trade
- **Draft** UN/CEFACT Recommendation 35 - Establishing a Legal Framework for an International Single Window
- Currently preparing a study on Single Window Implementation Issues – change management issues
- UN/CEFACT Repository of Single Window applications

Single Window Definition

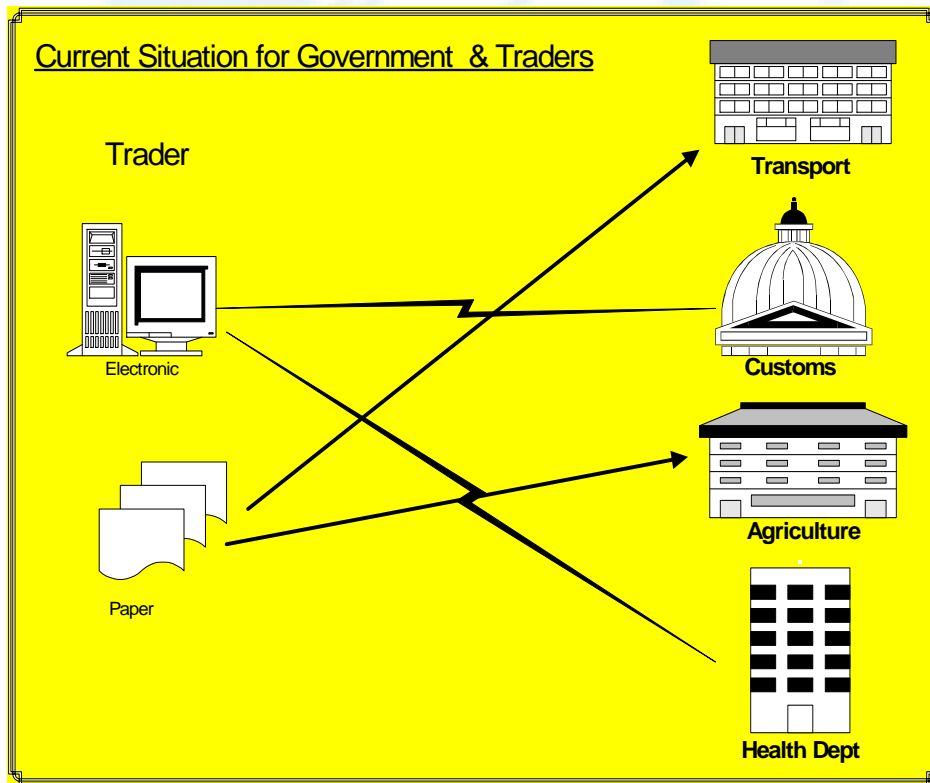
UN/CEFACT Recommendation 33

“A facility that allows parties involved in trade and transport to lodge standardised information and documents with a single entry point to fulfil all import, export and transit related regulatory requirements.

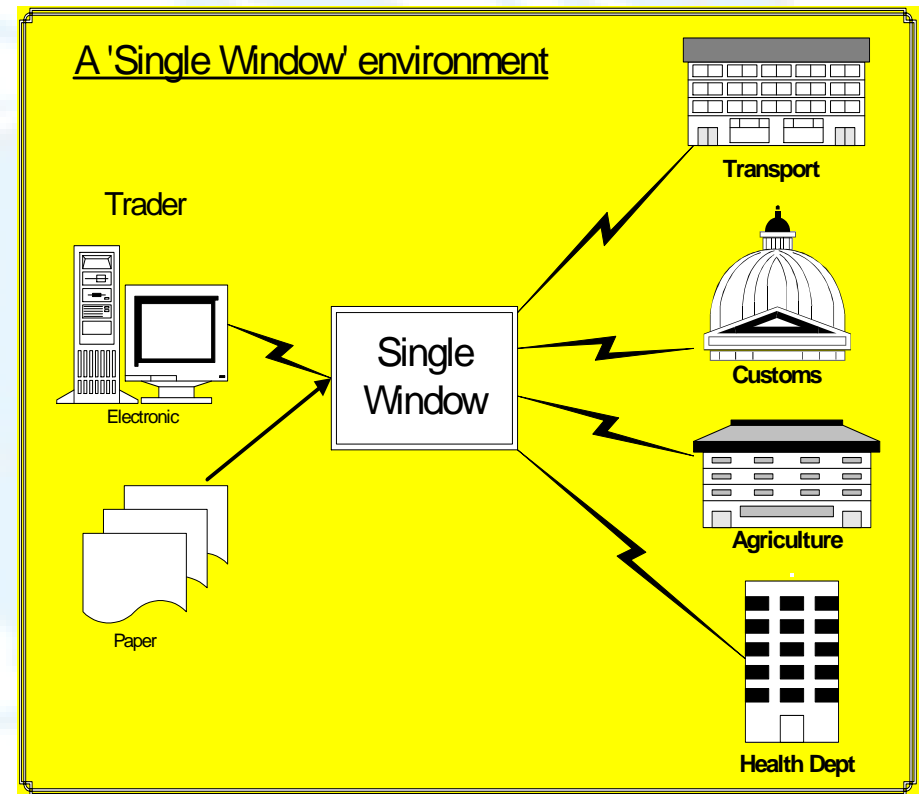
If information is electronic, then individual data elements should only be submitted once.’

Single Window Concept

FROM



TO



UN/CEFACT Recommendation 33

Single Window Features

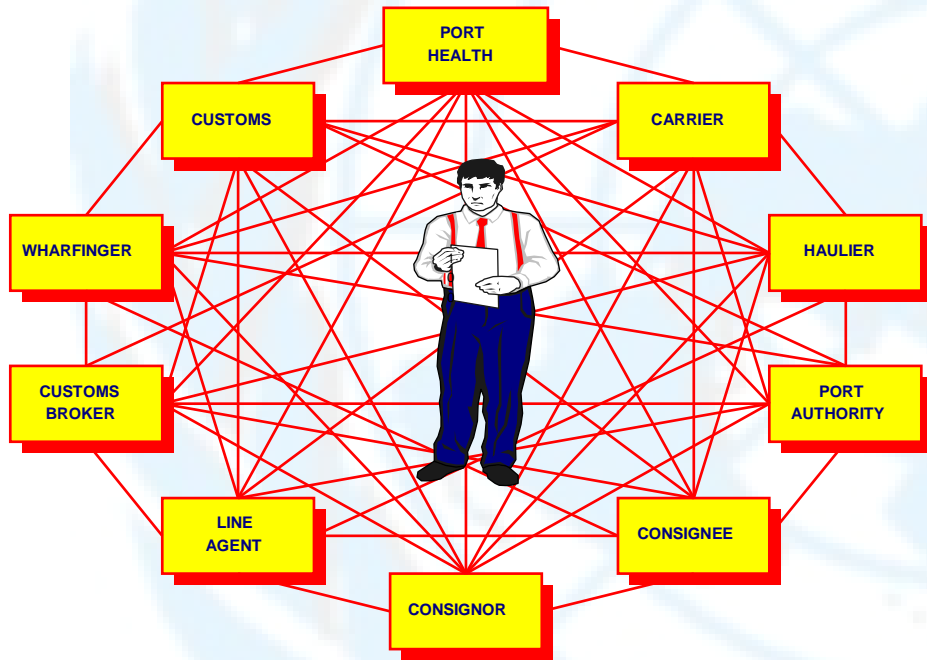
- Allow traders to lodge standardized information and documents with a single entry point to fulfil all import, export, and transit-related regulatory requirements
- If information is electronic then it need only be submitted once
- Allow for the sharing of information amongst government agencies in respect of international trade transactions

SW Features (continued):

- ❑ Provide coordinated controls and inspections of the various governmental authorities.
- ❑ Allow payment of duties and other charges
- ❑ Be a source of trade related government information

Streamlining trade information: The Single Window Concept

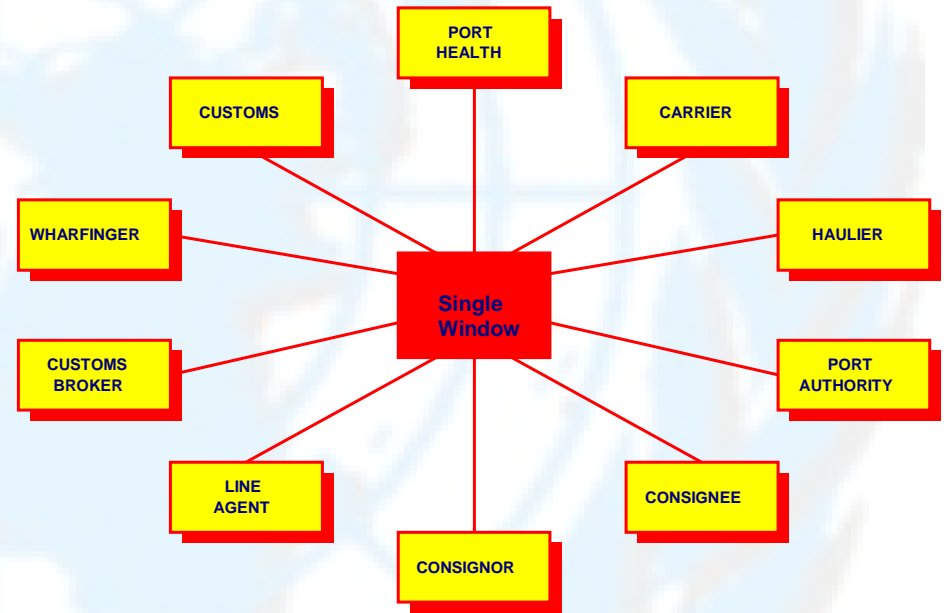
FROM



Mountains of paper

30% mistakes

TO



**Customs, export, import, etc.
processes together**

Many documents filed together



*Single Window Facilities in many countries
... some examples*

- Finland
- Germany
- Guatemala
- Hong Kong SAR (China)
- Mauritius
- Japan
- Malaysia
- Senegal
- Singapore
- Sweden
- United States
- Ghana

http://www.unece.org/cefact/single_window/welcome.htm

Diversity of SW models:

Adopting to specific national/regional conditions and requirements

□ **Financing**

- By the State (Finland, Sweden, United States),
- By the private sector (e.g. Guatemala, Germany)
- Public-private partnership (e.g. Ghana, Mauritius, Senegal, Singapore)

□ **The use of Single Window**

- Compulsory (Finland, Guatemala, Mauritius, Senegal)
- Voluntary (Germany, Malaysia, Sweden, United States)

□ **Services**

- Free on charge (Finland, Sweden, United States)
- Paid based on various payment schemes (Guatemala, Germany, Malaysia, Mauritius, Senegal, Singapore)

KEY FACTORS IN ESTABLISHING A SUCCESSFUL SINGLE WINDOW

- ❑ Political will
- ❑ Strong Lead Agency
- ❑ Partnership between Government and Trade
- ❑ Partnerships with Other Government Agencies
- ❑ **Process analysis, simplification, harmonization and standardization**
- ❑ Clear Project Boundaries and Objectives (Clear Scope)
- ❑ Step by Step Implementation (Pilots)
- ❑ Use of International Standards and Recommendations
- ❑ Managing the Change Process

UN/CEFACT Single Window Specific Recommendations

- UN/CEFACT Recommendation & Guidelines on Establishing a Single Window (Recommendation No 33)
- **Draft** UN/CEFACT Recommendation 34 - Data Simplification & Standardization for International Trade
- **Draft** UN/CEFACT Recommendation 35 - Establishing a Legal Framework for an International Single Window
- Currently preparing a study on Single Window Implementation Issues – change management issues
- UN/CEFACT Repository of Single Window applications



Key UN/CEFACT Standards to support Single Window Implementation

- Document Alignment
- Codes
- Data Definitions

Key UN/CEFACT Standards for SW Implementation


Document Alignment

- Rec. 1: UN Layout Key
- Rec. 6: Aligned Invoice Layout Key
- Rec. 11: Documentary Aspects of the International Transport of Dangerous Goods
- Rec. 22: Layout Key for Standard Consignment Instructions



LAYOUT KEY FOR TRADE DOCUMENTS

Consignor (Exporter)		Date, Reference No, etc.		
Consignee		Byer (if other than consignee) or other address		
Notify or delivery address		Country whence consigned		
		Country of origin	Country of destination	
Transport details		Terms of delivery and payment		
Shipping marks ; Container No. Number and kind of packages ; Goods description		Commodity No.	Gross weight	Cube
			Net quantity	Value
Free disposal		Place and date of issue; Authentication		




UN Lay-out Key (UNECE Rec.#1)

LAYOUT KEY FOR TRADE DOCUMENTS

Consignor (Exporter)		Date, Reference No., etc.		
Consignee		Byer (if other than consignee) or other address		
Notify or delivery address		Country whence consigned		
		Country of origin	Country of destination	
Transport details		Terms of delivery and payment		
Shipping marks; Container No.	Number and kind of packages; Goods description	Commodity No.	Gross weight	Cube
			Net quantity	Value
<div style="position: absolute; top: 50px; left: 50px; font-size: 48px; opacity: 0.5; transform: rotate(-30deg); pointer-events: none;">Free disposal</div>				
Place and date of issue; Authentication				

UNeDocs		EUROPEAN COMMUNITY EXPORT CUSTOMS DECLARATION		A. OFFICE OF DEPARTURE/EXPORT	
1 Consignor (Exporter) No.		1 DECLARATION		2 Parts 3 Items 4 Using RT	
8 Consignee No.		5 Person responsible for financial settlement No.		6 Total packages 7 Reference number	
10 Country Inc.		11 Trade No.		13 CAP	
14 Declaration Representative No.		15 Country of dispatch report		16 C (Exp/Imp) Code 17 Country of origin	
18 Identity and nationality of means of transport at departure		19 CP		20 Delivery notes	
21 Identity and nationality of active means of transport crossing the border		22 Country and international vehicle		23 Exchange rate 24 System of transport	
25 Mode of transport (RT or road)		26 Inland mode of transport		27 Place of loading 28 Forward and landing date	
29 Office of exit		30 Location of goods			
31 Packages (or consignments) of goods		32 Marks and numbers - Container tags, numbers and seal		33 Gross weight 34 Country of origin Code 35 Gross mass (kg) 36 Net mass (kg) 37 Code	
38 Additional administrative Documents produced Certificates and authorizations		39 Supplementary units		40 Summary statement / Previous document 41 Supplementary units 42 Code 43 Subcode	
44 Calculation of taxes		45 Tax		46 Duties and charges 47 Contribution of warehouse	
		Total		B ACCOUNTING DETAILS	
50 Principal No.		Signature		C OFFICE OF DEPARTURE	
51 Issued at (Place and date)		52		53 Office of destination and country	
54		55		56	
57		58		59	
60		61		62	
63		64		65	
66		67		68	
69		70		71	
72		73		74	
75		76		77	
78		79		80	
81		82		83	
84		85		86	
87		88		89	
90		91		92	
93		94		95	
96		97		98	
99		100		101	

FIATA FORWARDING INSTRUCTIONS FFI

3336 Consignor <div style="text-align: right;">1</div>	<div style="display: flex; justify-content: space-between;"> <div style="text-align: center;">  </div> <div style="text-align: right;"> (approved by FIATA) 1492 Consignor's reference No. 2 </div> </div>				
3132 Consignee <div style="text-align: right;">3</div>	3170 Freight Forwarder <div style="text-align: right;">4</div>				
3180 Notify party <div style="text-align: right;">5</div>	3238 Country of origin <div style="text-align: center;">6</div>	Documentary credit <div style="text-align: center;">7</div>			
Goods ready for shipment Place _____ Date _____ <div style="text-align: right;">8</div>	4490 Conditions of sale <div style="text-align: center;">9</div>				
8066 Mode of transport <input type="checkbox"/> Air <input type="checkbox"/> Road <input type="checkbox"/> Rail <input type="checkbox"/> Sea <div style="text-align: right;">10</div>	Transport insurance 11 <input type="checkbox"/> Covered by us <input type="checkbox"/> Covered by consignee <input type="checkbox"/> To be covered by you	4112 Insurance conditions _____ 6345 Currency and 5011 value insured _____			
3258 Place of destination _____					
7102 Marks & numbers <div style="text-align: center;">12</div>	7224 Number & 7064 type of pkgs. 	7002 Description of goods <div style="text-align: center;">13</div>	7357 Commodity code <div style="text-align: center;">14</div>	6292 Gross weight <div style="text-align: center;">15</div>	6322 Cube <div style="text-align: center;">16</div>

UN/CEFACT Codes Recommendations

- Rec. 16: LOCODE - Code for Ports and other Locations
- Rec. 19: Codes for Modes of Transport
- Rec. 20: Codes for Units of Measurement used in International Trade
- Rec. 21: Codes for Passengers, Types of Cargo, Packages and Packaging Materials
- Rec. 23: Freight Cost Code - FCC
- Rec. 24: Trade and Transport Codes
- Rec. 28: Codes for Types of Means of Transport

Rec:19
Mode of Transport

Rec:16
UN/Locode

ISO Country Code

Rec: 17
Payment
Terms

The image shows a screenshot of a PDF form titled "EUROPEAN COMMUNITY EXPORT CUSTOMS DECLARATION" displayed in a PDF viewer. The form is divided into several sections and fields, with blue callout boxes pointing to specific areas. The fields include:

- 1 Consignor / Exporter
- 3 Forms
- 4 Loading lists
- 5 Items
- 6 Total packages
- 7 Reference number
- 9 Person responsible for financial settlement
- 10 Country first
- 11 Trading
- 13 CAP
- 14 Agent / Representative
- 15 Country of despatch / export
- 16 Country of origin
- 17 Country of final destination
- 18 Identity and nationality of means of transport
- 19 Ctr.
- 20 Delivery terms
- 21 Identity and nationality of active means of transport crossing the border
- 22 Currency and total amount invoiced
- 25 Mode of transport
- 26 Inland mode
- 27 Place of loading
- 28 Financial and banking data
- 29 Office of exit
- 30 Location of goods
- 31 Marks and numbers - Container No(s) - Numbers and kind
- 32 Article No.
- 33 Commodity code
- 34 Country origin code
- 35 Gross mass (kg)

Rec: 28
Means of Transport

Rec: 21
Package Codes

Rec:9
Currency Code

Commodity
Code

Rec:20 Units of
Measurement

Data Dictionaries and Data Exchange

Data Dictionaries

- United Nations Trade Data Element Directory – UNTDED
- UN/CEFACT Core Component Library – CCL

Electronic Data Exchange

- Rec 25: Use of the UN/EDIFACT Standard

These are also ISO Standards

UN/EDIFACT

EDIFACT Publication 2008: 210 Messages, including 6 Customs Messages:

CUSCAR Customs cargo report message

CUSREP Customs conveyance report message

CUSDEC Customs declaration message

CUSEXP Customs express consignment declaration message

CUSRES Customs response message

CUSPED Periodic customs declaration message

GOVCBR Government Cross Border Regulatory - Approved by UN/CEFACT at the Rome Forum, subject to final Audit



The Core Components Library of UN/CEFACT

The foundation of the library is the definition of the formats and semantic content of data

Each “Core Component” captures and defines the details of a concrete concept used in business or administration (for example: address)

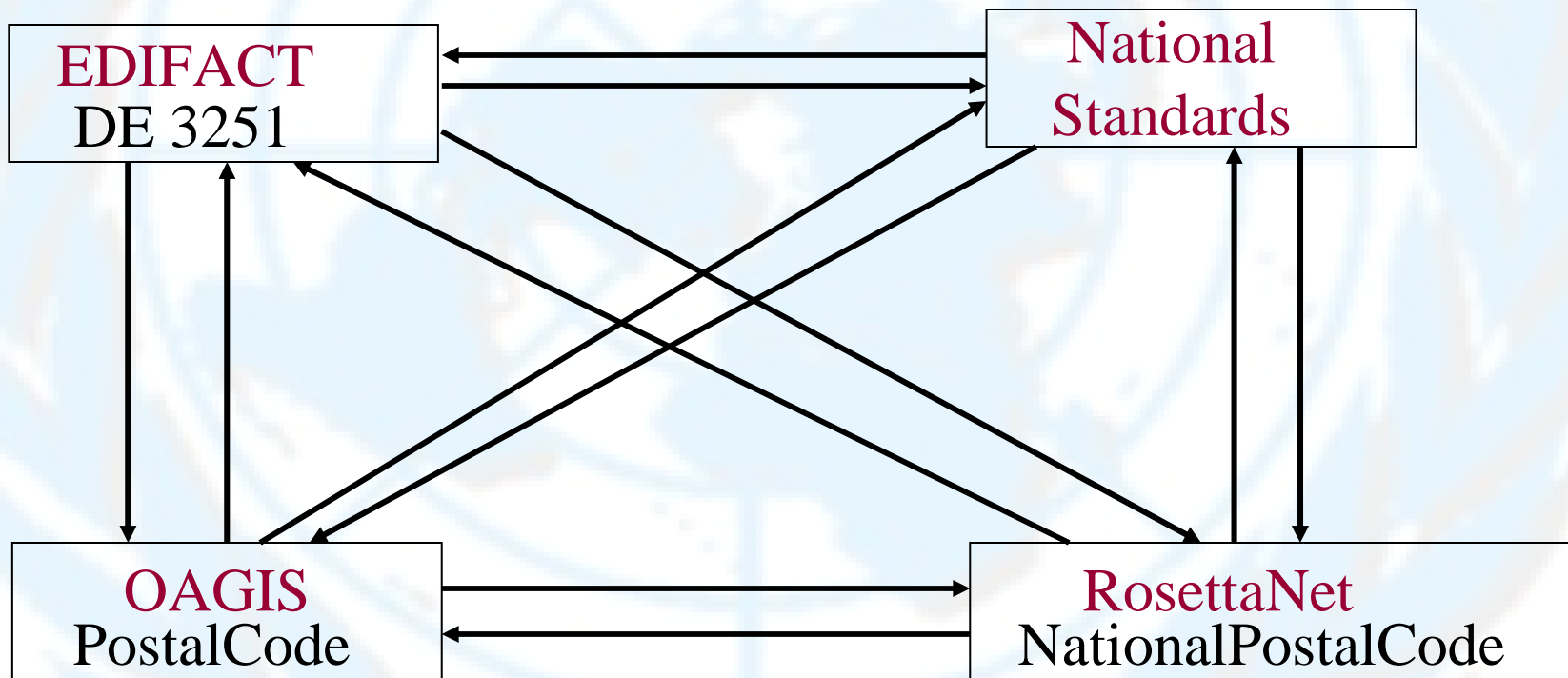
Once approved, we assign a **globally** unique ID

We use the Oxford English Dictionary

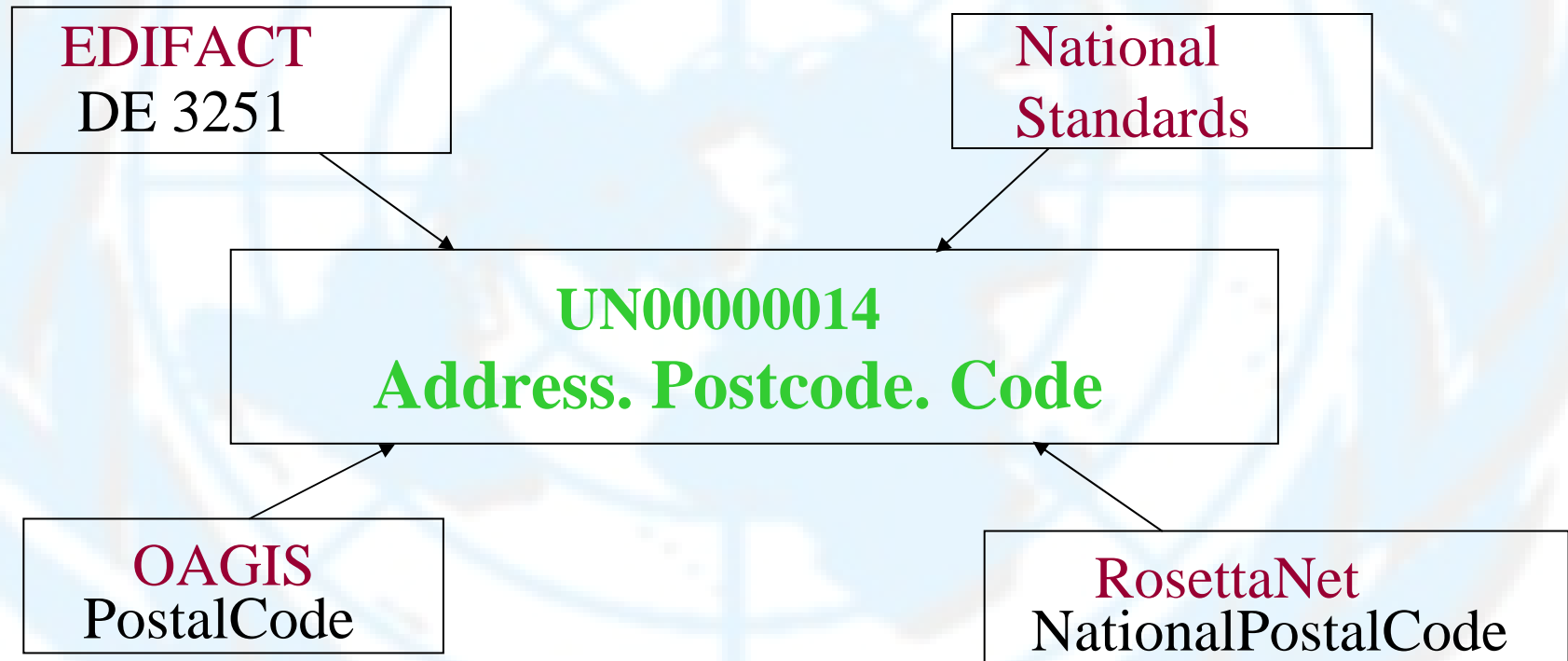
Unique ID	Dictionary Entry Name	CC Type	Definition
UN00000010	Address. Details	ACC	The information relevant to a specific address.
UN00000014	Address. Postcode. Code	BCC	The postal code of the address.
UN00000033	Address. Street Name. Text	BCC	A name of a street or thoroughfare.
UN00000013	Address. City Name. Text	BCC	The name of the city, town or village of this address.
UN00000203	Address. Country. Identifier	BCC	A unique identifier of a country, e.g. as specified in ISO 3166 and UNECE Rec 3.
UN00000204	Address. Type. Code	BCC	The type of this address such as business address or home address

Core Component Harmonization

Current Picture



Core Component Harmonization



This is genuine INTEROPERABILITY

Relationship between the CCL and the WCO Data Model..

- ❑ The WCO Data Model 3.0 – will be aligned to the UN/CEFACT Core Component Library (CCL)
- ❑ It is already aligned to the UNTDED

Paper to Paperless

Electronic Document Exchange XML or UN/EDIFACT

The image shows a complex paper form titled "EXPORT CARGO SHIPPING INSTRUCTIONS". It is divided into several sections: A (Export/Shipper), B (Consignee), C (Flight Forwarder), D (Other address), and E (Special instructions). The form contains numerous fields for details such as VAT numbers, booking numbers, and addresses. At the bottom, there are sections for "FREIGHT" and "DOCUMENTATION" with checkboxes and additional instructions. The form is densely packed with text and lines, typical of a traditional paper-based document.

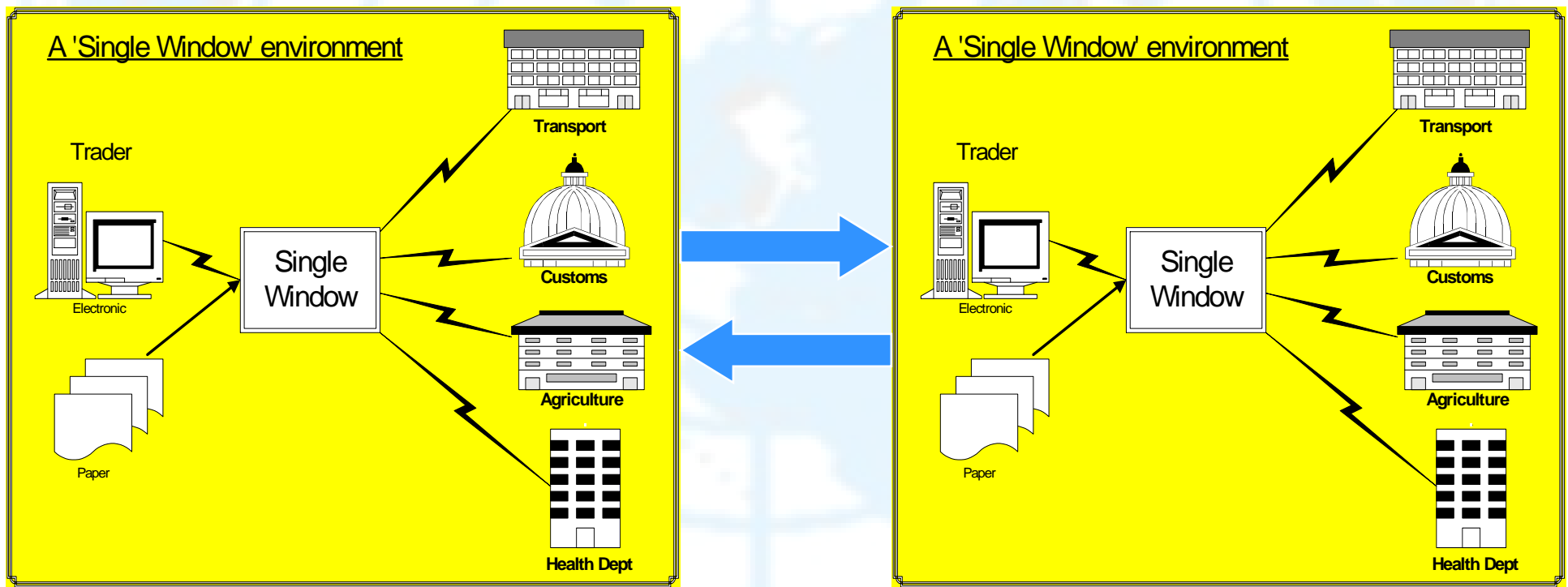
Paper Document aligned to UN Layout Key

```
<?xml version="1.0" encoding="UTF-8"?>
<n:Invoice xmlns:n="urn:oasis:names:tc:ubl:Invoice:1.0:0.70"
xsi:schemaLocation="urn:oasis:names:tc:ubl:Invoice:1.0:0.70
UBL_Library_0p70_Invoice.xsd">
  <cat:ID>token</cat:ID>
  <cat:IssueDate>2003-02-14</cat:IssueDate>
  <n:TaxPointDate>2003-02-14</n:TaxPointDate>
  <cat:BuyerParty>
    <cat:PartyName>
      <cat:Name>Bills
    </cat:PartyName>
  </cat:BuyerParty>
  <cat:SellerParty>
    <cat:PartyName>
      <cat:Name>Joes Office
    </cat:PartyName>
  </cat:SellerParty>
  <cat:InvoiceLine>
    <cat:ID>1</cat:ID>
    <cat:InvoicedQuantity>
      <cat:Item>
        <cat:Description>Pencils, box #2
      </cat:Item>
    </cat:InvoiceLine>
  </n:Invoice>
```

The image shows an "Electronic Edit Form" for "FIATA Freight Forwarding Instructions". It is a structured digital form with a grid-like layout. The top header includes the title and version information. The form is divided into several sections with labels like "Consignor reference number", "Freight forwarder", "Country of origin", "Conditions of sale", "Mode of transport", and "Place of destination". Each section contains fields for data entry, some with dropdown menus and checkboxes. The bottom part of the form has a table for "Marks and numbers" with columns for "No. and type of packages", "Description of goods", "Commodity code", "Gross weight", and "Sub". The form is designed for efficient data entry and editing in an electronic environment.

Electronic Edit Form

Cross Border Data Exchange between Single Windows



Must be based on International Standards

Summary

- ❑ A Key Component of Coordinated Border management is the single submission of information from trade to government - and the sharing of this information amongst government agencies
- ❑ This requires an integrated set of data standards based on common data formats and semantic definitions
- ❑ Single Window is a practical framework which brings the concepts of electronic data exchange and process simplification together
- ❑ UN/CEFACT suite of Standards and Recommendations support this development
- ❑ International standards are a prerequisite for interoperability

Follow-up

All UNECE and UN/CEFACT Recommendations, codes, standards and publications are available for free on our website at:

- www.unece.org/trade
- www.unece.org/cefact/
- E-mail: tom.butterly@unece.org