

# [Customs and Drugs Report 2009



WORLD CUSTOMS ORGANIZATION



## FOREWORD

It is a great honour to present to you the World Customs Organization's (WCO) Report on international trafficking in drugs and chemical precursors for 2009.

This Report, which takes stock of and analyses drug seizures made by Customs services and joint teams in 2009, forms part of a dynamic drug enforcement approach which I wished to implement.

To mark International Day against Drug Abuse and Illicit Trafficking on 26 June 2009, I consequently asked all Directors General of WCO Member countries to organize operations to destroy drugs and chemical precursors seized by Customs services or in conjunction with other competent services. The aim was to raise public awareness about drug issues, make an impact, recall the importance of the role played by Customs which is responsible for a large part of the world's drug seizures, and show how Customs administrations are marshalling forces in the drug enforcement domain.

A great many of you responded favourably to this request and conducted operations to destroy drugs as well as running public awareness campaigns.

You may recall that in December 2008, the WCO organized pilot Operation "COCAIR" in close co-operation with INTERPOL, the UNODC and the European Commission, which provided the funding.

This Operation, the first of its kind in Africa,

was aimed at strengthening anti-drug trafficking measures in 22 international airports in West and Central Africa, the objective being to intercept shipments of cocaine and other drugs bound for Europe.

In view of the excellent results achieved during this Operation, Members wished to repeat this exercise.

Operation "COCAIR 2" is consequently being rolled out in the first half of 2010, with approximately 25 participating Member countries from West and Central Africa, supplemented by Brazil and Morocco. It is following a four-phase action plan : tailoring and use of the Customs Enforcement Network communication system (CENcomm), establishment of an Operational Co-ordination Unit (OCU), training for officers participating in the Operation and the provision of drug detection kits to all the selected airports.

The WCO is also playing an active role in Project "AIRCOP", being carried out by three international Organizations working in the drug enforcement domain, the UNODC, the WCO and INTERPOL to be precise, with funding for the project being provided by the European Commission.

Project "AIRCOP" is aimed at enhancing border controls and border management, especially in international Airports within Africa, South America and the Caribbean, by setting up Joint Airport Interdiction Task Forces (JAITFs) and providing all the services

working at the airport sites with access to the WCO's CENcomm secure communication tool as well as INTERPOL's I-24/7 tool.

The 2009 Report is divided into three main parts with statistical annexes. The first part gives an overview of the major drug types intercepted worldwide. The regional approach in terms of the results achieved and the key trends noted by Members are covered in the second part. Finally, the third part presents special items with particular emphasis on initiatives and projects implemented by the WCO Secretariat for its Members.

Overall, the number of drug seizures made by WCO Members in 2009 remained almost unchanged compared with 2008, although there was a sizeable reduction in terms of the total quantity of drugs intercepted.

In actual fact, 14,255 seizure reports covering a total of 600 tonnes of all categories of drugs were recorded in 2008, compared with 14,127 seizure reports covering a total of 533 tonnes of drugs in 2009. This equates to a decrease of over 20 % in the total quantity of products seized.

This substantial decline in the quantities seized (irrespective of categories) can largely be explained by the fact that the number of exceptional seizures reported by Member countries in 2009 plummeted.

Over the course of 2009, seizures of all forms of cannabis (resin, herbal and oil) amounted to a total of 408 tonnes, a fall of over 13 % com-

pared with 2008. Spain nevertheless remains the country having seized the greatest quantity of cannabis resin, and Morocco is unquestionably still the primary source country for this substance.

A little over 43 tonnes of cocaine were intercepted during 2009 compared with over 51 tonnes in 2008, equating to a decline of more than 15 %.

As in 2007 and 2008, Western European countries were the final destination for over 80 % of the products intercepted. It is nevertheless worth pointing out that the data relating to the United States, which is still the primary destination for this type of drug, was not submitted to us.

The trend noted between 2005 and 2008, showing a somewhat uncharacteristic routing whereby cocaine shipments consigned in South America with Europe as their final destination were stored in and transited West Africa and, to a lesser extent, Central Africa, was borne out in 2009 even though this phenomenon is somewhat on the wane.

Over 21 tonnes of opiate products were intercepted by Customs in 2009, compared with 91 tonnes in 2008. This substantial difference can be explained by significant seizures of poppy straw (75 tonnes) reported by Pakistani Customs officers in 2008.

The origin of opiate products intercepted in the course of 2009 primarily remains

Afghanistan, thus confirming, if need be, the trends observed for very many years now.

Overland transport (lorries, coaches and private vehicles) remains the preferred means of transport for this type of drug, which is mainly concealed in specially contrived hiding places.

It is also worth pointing out that in the course of 2009, a drug consisting of anthrax-contaminated heroin appeared on the European market, claiming many victims. An article was circulated on the CEN website to inform our Members about it.

All the data in this Report was compiled using information contained in the Customs Enforcement Network (CEN) database, which has been operational since July 2000. Today, 163 WCO Member administrations have access to the database (over 300,000 entries on all manner of Customs offence), an information and communication system, a dedicated enforcement website and a data bank of places of concealment. The growing number of Customs officers using this network on a daily basis bears witness to its effectiveness.

In addition, regional or international operations to combat Customs fraud and drug trafficking in particular, conducted using the WCO's secure communication tool, the CENcomm, have enjoyed burgeoning success since 2005, the year the tool entered into service. In fact, some 16 operations covering different spheres of crime, but essentially drugs, were carried out in 2008. This number rose to 24 in 2009.

I would like to extend my sincere appreciation to WCO Members and the Regional Intelligence Liaison Offices (RILOs) which have made a substantial contribution to this Report by entering and validating seizure data. Analysis is only as valuable as the quantity and quality of data on which it is based. This cannot be emphasized often enough.

I hope that this Report will provide valuable assistance to all the officers tasked with combating drug trafficking on a daily basis, by shedding light on the latest trends, routings and modus operandi used by traffickers.

I trust you will find this Report interesting and informative.



**Kunio Mikuriya**  
Secretary General  
World Customs Organization

# INTRODUCTION

The Annual “Customs and Drugs” Report is prepared by the World Customs Organization (WCO) and is intended for the use of WCO Members and other law enforcement agencies. This year’s Report again considers the analysis of seizures on a regional basis and includes a brief global overview on each of the main drug categories in order to provide information on the current production and trafficking trends not identified by regional analysis.

The seizure data have been compiled from the WCO Customs Enforcement Network (CEN) database, which has been operational since July 2000. Today, 163 countries, involving more than 2,000 users, have access to CEN. More than 300,000 cases of Customs fraud have been entered by Member states or by their respective RILO. WCO Member states and the RILOs have contributed to this Report by entering cases and by validating seizure data.

All figures and conclusions have been compiled from the CEN as reported by **27 March 2010**. Data which have been provided later than this date will have arrived too late to be included in this Report. We are aware that there are significant gaps in the information available.

This Report includes only seizures made by Customs, joint Customs & Police Units or by other law enforcement agencies having Customs powers. As the reporting limits are not the same in all regions, the highest common limits have been used, enabling comparisons to be made. The limits are shown in the table below.

To permit comparisons between the seizures, we have converted all amounts of tablets into kilograms by using the conversion rate of one tablet to one third of a gram. Seizures reported in ampoule, capsule, unit, etc. are considered as being reported in tablet form and are therefore also converted into kilograms using the conversion rate mentioned above.

This Report and the analysis and trends that emerge from it are only as credible as the information from which it has been drawn. It is stressed that considerable care is needed when drawing conclusions from the statistics in the drugs field. Exceptionally large seizures might boost the analysis, and therefore the statistical appendices give an overview of the largest seizures made in the main drug categories.



» Mexican Customs discovered a huge amount of cocaine inside frozen sharks.  
(Photos courtesy of Mexican Customs)

Drug type	Minimum limits
Cocaine	100 grams
Opiates	100 grams
Cannabis	1 kg
Khat	10 kg
Psychotropic substances	50 grams

# GLOBAL OVERVIEW OF MAJOR DRUG TYPES

The aim of this section is to provide a brief overview of the worldwide situation in respect of the main drug categories. In order to achieve this we have looked at some of the major recent strategic analyses of the drug trade, carried out by such bodies as the United Nations Office on Drugs and Crime (UNODC) and the International Narcotics Control Board (INCB), as well as analysing the WCO's Customs Enforcement Network (CEN) database of drug seizures.

<b>RILO Region</b>	<b>2007</b>	<b>2008</b>	<b>2009</b>
Asia and the Pacific	1,353	1,476	1,879
Caribbean	51	41	136
Central Africa	9	2	6
CIS Region (Commonwealth of Independent States)	429	447	461
Eastern and Central Europe	223	250	291
Eastern and Southern Africa	75	115	62
Middle East	164	207	273
North Africa	405	389	359
North America	537	472	
South America	614	753	893
West Africa	64	102	78
Western Europe	9,443	10,001	9,689
<b>Grand Total</b>	<b>13,367</b>	<b>14,255</b>	<b>14,127</b>

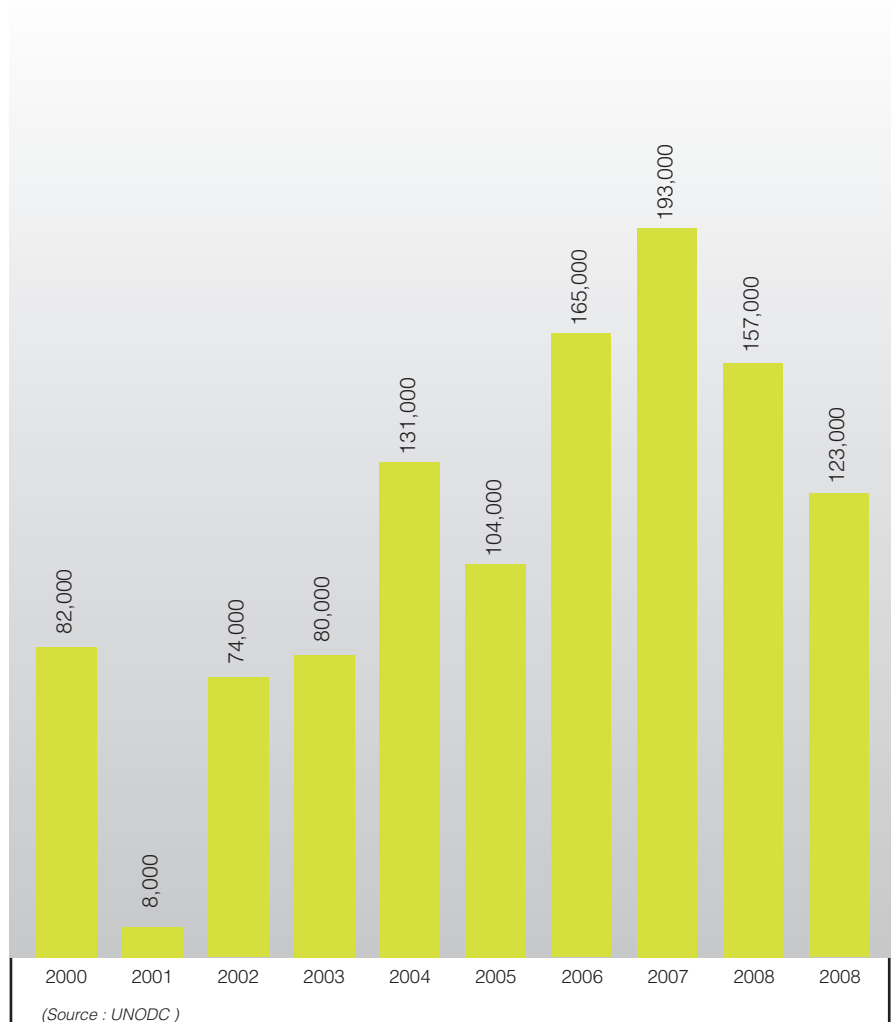
More specific details in respect of regional seizure statistics, patterns and trends may be found in the regional breakdowns in the later sections of this Report. A breakdown of the number and quantity seized is available in the "Statistical Appendices" section.

A total of 103 Members reported seizures of drugs to the CEN database, relating to 14,127 cases.

## Opiates

As illustrated by the graph, opium cultivation has declined significantly since 2007, although Afghanistan remains the world's leading supplier thereof. Opium cultivation in Myanmar increased 11 % from 28,500 hectares in 2008 to 31,700 hectares in 2009. The UNODC has indicated that over one million people are now involved in opium cultivation in Myanmar. Lao People's Democratic Republic is also playing a minor role in opium cultivation within South East Asia.

Afghanistan opium poppy cultivation (hectares)



## Heroin

As highlighted by the table, most cases of heroin smuggling have been reported by the three European RILOs and by the Asia/Pacific RILO. The Middle East is playing a greater role in heroin smuggling as the quantity seized has risen over the past three years. Small amounts have also been seized in Africa.

As in previous years, the majority of heroin is transported overland in vehicles, with the drugs usually being concealed in the structure of the vehicle or in the load carrying area.

Heroin detections in the maritime sector are still unusual, although Chinese Customs reported two huge seizures, the largest of which involved 556 kg of heroin arriving from Pakistan and concealed in a sea freight consignment. The other seizure of 144 kg was also detected in a sea freight consignment from Pakistan.

The main departure and destination countries identified in 2009 are listed in the tables contained in the “Statistical Appendices” chapter.

An article was published in RILO Western Europe (WE) Roundup 1/2010 concerning anthrax-contaminated heroin. In December 2009 and January 2010 there were several cases of anthrax infections in individuals having taken contaminated heroin. Scotland reported over 15 confirmed cases in which nine heroin users died. A heroin user in England also contracted anthrax, while a user in Germany died after injecting anthrax-infected heroin. The contaminated drugs may have originated from a common source, in which case the heroin or any other additives would have been contaminated prior to distributing the drug to the different countries and many users. **Health authorities in a number of countries have issued health warnings informing drug users about the potential risk of infection and raising awareness of individuals who may come into contact with infected users and contaminated heroin.**

Heroin seizures per RILO Region by weight

	2007	2008	2009
Eastern and Central Europe	4,487	4,926	3,537
Asia and the Pacific	1,218	1,122	2,528
Western Europe	1,936	1,809	1,903
CIS Region (Commonwealth of Independent States)	1,144	1,606	929
Middle East	80	94	123
Eastern and Southern Africa	22	7	16
West Africa	10	0	1
North America	112	86	0
South America	3	19	0
<b>Grand Total</b>	<b>9,013</b>	<b>9,669</b>	<b>9,037</b>



» Cambodian Customs detected 64 small plastic bags, each containing 670 grams of heroin, under four sections of Cambodian paintings.

(Photo courtesy of Cambodian Customs)

As is the case with heroin shipments, the majority of opium (79 % by weight) is concealed in and transported by road vehicles.

Turkey seized 460 kg in six incidents, with all the shipments originating in Iran. Myanmar reported five cases totalling 236 kg.

## Cocaine

In its “World Drug Report 2009”, the United Nations Office on Drugs and Crime (UNODC) indicates that estimated global cocaine production was down 15 %, from 994 tonnes in 2007 to 845 tonnes in 2008. This decrease was the result of a strong reduction in cocaine production in Colombia (28 %), which was not offset by increases in Bolivia and Peru.

With regard to Customs seizures of cocaine, over 43 tonnes were intercepted in 2009, equating to a substantial quantitative reduction of approximately 20 % compared with 2008 (there was already a 24 % reduction in 2008 compared with 2007). In terms of the number of seizures made, 2009 saw a 15 % increase compared with 2008.

As in 2007 and 2008, Western European countries alone were responsible for 80 % of the total quantity of cocaine seized. Western Europe consequently remains the main destination market for this product (together with the United States which did not submit its data).

## Opium

The volume of opium increased by 150 kg to 1,149 kg, while the number of seizures declined from 125 in 2008 to 84 in 2009.

Five RILOs reported opium seizures, namely the Central/Eastern Europe RILO (487 kg), the Asia/Pacific RILO (343 kg), the CIS RILO (202 kg), the Western Europe RILO (98 kg) and Middle East RILO (18 kg).

In 2008, Afghanistan was the main source country for opium shipments worldwide by weight. This changed in 2009, when Iran became the main source, followed by shipments where the source could not be identified and then by Afghanistan and Pakistan.



»» Gibraltar Customs seized religious icons/ornaments made of black cocaine. The icons had been sent from Caracas (Venezuela) in a courier shipment.

(Photos courtesy of Gibraltar/United Kingdom Customs)

With over 17 tonnes (40 % of the total quantity) of cocaine seized in 2009, Spanish Customs continues to hold the top spot in terms of quantity seized (this proportion was over 50 % in 2007 and 2008).

Netherlands Customs, with approximately 3.5 tonnes seized in 2009, takes second place, closely followed by France (3.1 tonnes), the United Kingdom (3 tonnes), Belgium (2.8 tonnes), Portugal (2.4 tonnes), Uruguay (2.2 tonnes), Argentina (1.9 tonnes), Italy (1.6 tonnes), Romania (1.4

tonnes) and Germany (1.1 tonnes), to mention only the countries having seized a minimum of 1 tonne of cocaine in 2009.

18 interceptions involving significant seizures in excess of 1 tonne were recorded back in 2007, of which 13 were attributable to Spanish Customs. This number fell to nine in 2008, and in 2009 only five seizures involving quantities in excess of 1 tonne and eight interceptions of an amount over 500 kilograms were made.

Of these 13 seizures in excess of 500 kilograms made in 2009, six are credited to Spain, two apiece to France and Portugal and one each to the United Kingdom, Romania and Uruguay.

From a quantitative perspective, Spanish Customs made the largest cocaine seizure on 26 February 2009. This involved 5,407 tonnes concealed in a commercial vessel having set sail from Venezuela and intercepted on the open seas.

Latin America unquestionably remains the world's foremost cocaine producing region (with Colombia, Bolivia and Peru in descending order). The main consumer markets are still North America (whose seizure data was not submitted) and Western Europe, although the distribution methods within this market continue to develop.

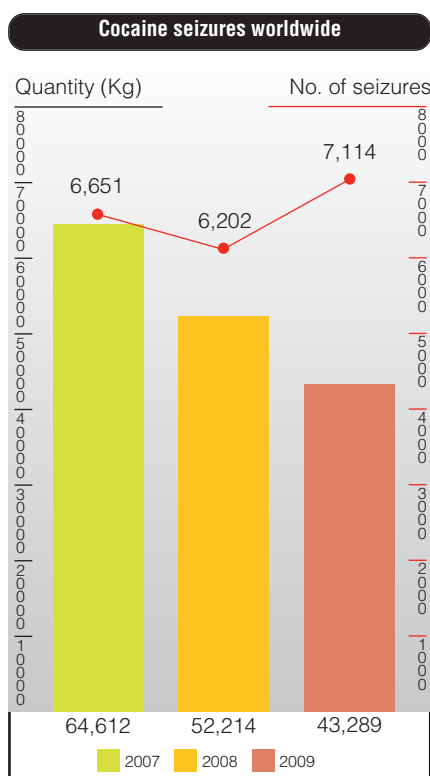
Taking into consideration the country of departure of consignments with regard to the quantities seized input into the CEN, the trends observed for 2007 whereby the main

cocaine producing countries of Peru, Bolivia and Colombia only took eighth, eleventh and twelfth place respectively, evolved in 2008. Colombia took second place in 2008 with 6.7 tonnes shipped directly from that country, followed by Peru with 1.7 tonnes (sixth place) and Bolivia with 0.153 tonne (twentieth place). The 2009 trends differ once again, with Peru in seventh place (1.7 tonnes), closely followed by Colombia in eighth place (1.3 tonnes) and Bolivia in twelfth place (0.9 tonne).

Venezuela with over 8 tonnes, Ecuador with 5 tonnes, Brazil with over 4.5 tonnes and Argentina with 2.7 tonnes make up the secondary distribution countries (the ranking is identical to 2008, but the quantities involved are more sizeable) and serve as warehousing and storage areas for cocaine en route between producer and destination countries.

**The trend noted between 2005 and 2008, showing a somewhat uncharacteristic routing whereby cocaine shipments consigned in South America with Europe as their final destination were stored in and transited West Africa and, to a lesser extent, Central Africa, was borne out in 2009 even though this phenomenon is somewhat on the wane.**

Turning to the means of transport used to dispatch cocaine to the final destination regions, the figures have been relatively stable in terms of the number of seizures made, as documented in the following two tables. A little over half the findings are concentrated



in the air traffic sector (passengers and freight), closely followed by the postal sector (mail and express courier) and, to a lesser degree, overland vehicles. This trend is almost identical to that noted for the period from 2007 to 2009, with a slightly more marked increase in the number of seizures made in the mail and express courier sector for 2009.

As for the quantities seized, the 2009 trends differ little from those for 2007 and 2008. The port sector (vessels) still plays a dominant role with over 65 % of the total amount seized. However, the overland transport sector, which took second place in 2008, has fallen back to its 2007 position of third place with approximately 7 % of the quantity seized, preceded by the air traffic sector (18 %). The mail and express courier sector continues to play a not insignificant role with approximately 5 % of the total quantity seized, while the train and pedestrian traffic sectors are mentioned for the sake of completeness.

The dominance of the port sector (“go-fast” vessels, fishing boats, interception on the high seas or in containers, etc.) as regards the amount of cocaine seized can largely be explained by the fact that of the 15 biggest seizures made in 2009, 13 were in the port sector compared with only one in the overland transport sector and one in the express courier sector.

In 2009 the number of crack cocaine seizures remained stable (39 interceptions) in relation to the 2008 figures (40 interceptions). It is nevertheless worth pointing out that this remains a “marginal” phenomenon compared with cocaine seizures.

A substantial increase in the amount of crack cocaine seizures was noted (53 kilograms in 2009, against 14 kilograms in 2008). Almost all these seizures were made in Western Europe, especially the Netherlands, and in South America (Brazil).

**Cocaine : No. of seizures per means of transportation**

Means of transportation	2007	2008	2009
Air	3,526	3,235	3,500
Mail	2,334	2,236	2,826
Vehicle	500	398	402
Rail/Train	106	142	144
Vessel	118	129	169
Unknown	43	35	55
Pedestrian	18	16	11
Other	6	11	7
<b>Grand Total</b>	<b>6,651</b>	<b>6,202</b>	<b>7,114</b>

**Cocaine : Quantity seized (Kg) per means of transportation**

Means of transportation	2007	2008	2009
Vessel	43,961	31,805	28,917
Vehicle	5,547	7,127	3,026
Air	12,203	8,614	7,902
Mail	2,228	1,748	2,343
Unknown	392	1,410	489
Other	28	1,113	397
Rail/Train	205	354	184
Pedestrian	45	39	27
<b>Grand Total</b>	<b>64,611</b>	<b>52,214</b>	<b>43,289</b>



» French Customs in Montpellier detected 685 kg of cocaine with a street value of 27 million euro.

(Photo courtesy of French Customs)





» Serbian Customs detected 29 kg of cannabis resin in boxes hidden among hanging garments - CEN ID 261704.  
(Photos courtesy of Serbian Customs)

## Cannabis

Cannabis remains one of the most readily available and widely abused drugs. The drug is cultivated in the majority of the world's countries, since it does not require a high degree of technical expertise nor elaborate processes. The rising levels of indoor and hydroponics cultivation in most parts of the world are cause for concern among law enforcement agencies.

### Cannabis resin

Morocco remains the major source for seizures of cannabis resin. Almost all the resin seized in Europe, for which there is an attributable source, is smuggled from Morocco or Spain and these two countries are mentioned as the source of 1,358 detections totalling almost 245 tonnes.

Western Europe accounts for 68 % of the quantity seized, with 26 % being seized in Morocco, the source country.

The key trafficking pattern continues to be speedboat, other small craft or ferry across to Spain, the main gateway to Western Europe. The drug is then transported overland in goods vehicles or cars to France, the Netherlands, the United Kingdom and further afield to northern Europe.

Secondary distribution usually takes place from Spain and the Netherlands, whence smaller amounts depart.

Spain recovered over 27 tonnes of cannabis resin either from the sea or on beaches. This is 10 tonnes more than in 2008, but almost 30 tonnes less than in 2007.

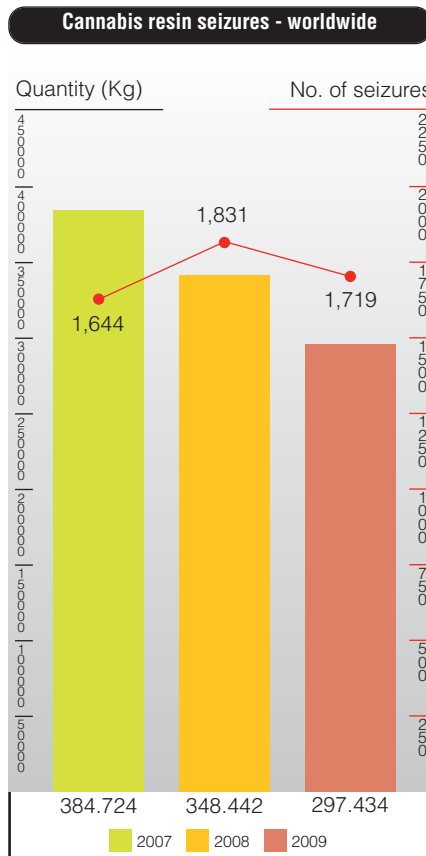
Pakistan is another major source country for cannabis resin accounting for over 12 tonnes, although this only equates to one third of the quantity reported in 2008.

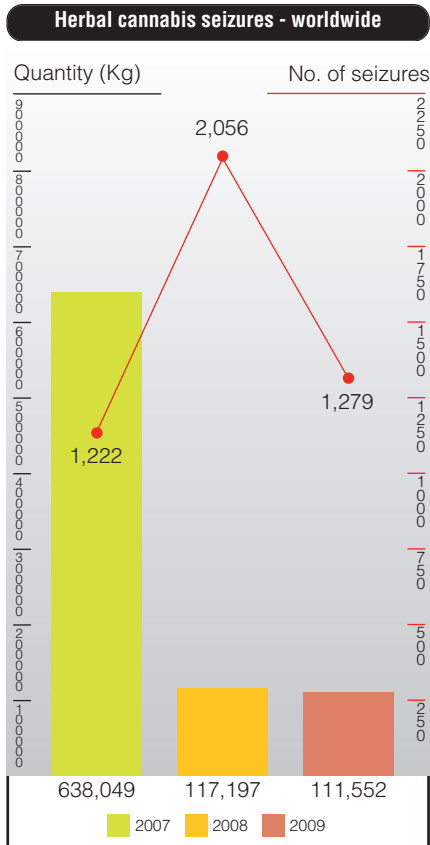
### Herbal cannabis

Herbal cannabis is produced all around the world, with widespread cultivation in most regions.

110.5 tonnes of herbal cannabis were seized worldwide in 2009, representing a decrease of two tonnes compared with 2008.

India remains the major source of this drug and most of the seizures are attributable to Bangladeshi law enforcement agencies. Alongside India, Africa is playing an important role as a source region for herbal cannabis. By way of example, Ghana was the source country for 9 tonnes of the drug, followed by South Africa (6 tonnes), Mali (3.8 tonnes), Kenya (3.5 tonnes) and Nigeria (3 tonnes).





Although Albania was the primary source country for herbal cannabis between 2000 and 2003, this situation has since altered radically as Albania was only mentioned as the departure country for 399 kg of the drug in 2009.

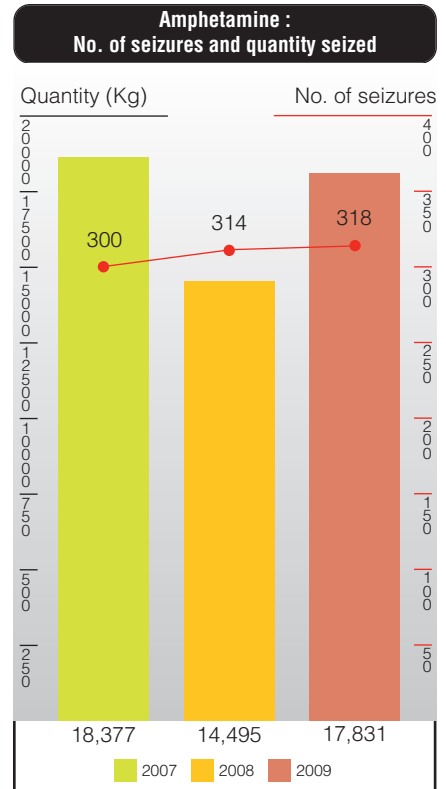
## Psychotropic substances

Psychotropic substances in particular are reported in various units such as capsules, ampoules, tablets, doses, etc. These units have been considered as tablets and all amounts have been converted into kilograms at the conversion rate of one unit to one third of a gram, thus allowing comparisons to be made between seizures.

### Amphetamines

The volume of amphetamines seized in 2009 increased by 3.5 tonnes to 17.8 tonnes. More than 75 % of this amount was reported by Saudi Arabia, followed by the United Kingdom (1,760 kg), Yemen (854 kg) and Germany (580 kg).

The amphetamines seized in Saudi Arabia are mainly counterfeit Captagon tablets, which are usually produced in clandestine laboratories in Bulgaria. After production, the counterfeit tablets are transported via Turkey to



» Danish Customs detected 160,000 diazepam tablets, each of 10 mg.

(Photo courtesy of Danish Customs)

the Syrian Arab Republic and Jordan, with Saudi Arabia as the final destination.

Jordan is the main source for Saudi Arabian amphetamines, accounting for almost 54 %, followed by the Syrian Arab Republic (26 %) and Egypt (15 %).

The Netherlands is the main source country for amphetamine seizures made in Germany, France and Norway.

French Customs in Coquelles detected a huge seizure of 204 kg of amphetamines in the load carrying space of a lorry bound for the United Kingdom. Amphetamines seized in France predominantly originated in the Netherlands, followed by Poland.

### MDMA (ecstasy)

As the graph shows, the volume of MDMA (ecstasy) dwindled to almost nothing in



» Saudi Arabian Customs detected 400,000 amphetamine tablets concealed in the roots of plants.

(Photos courtesy of Saudi Arabian Customs)

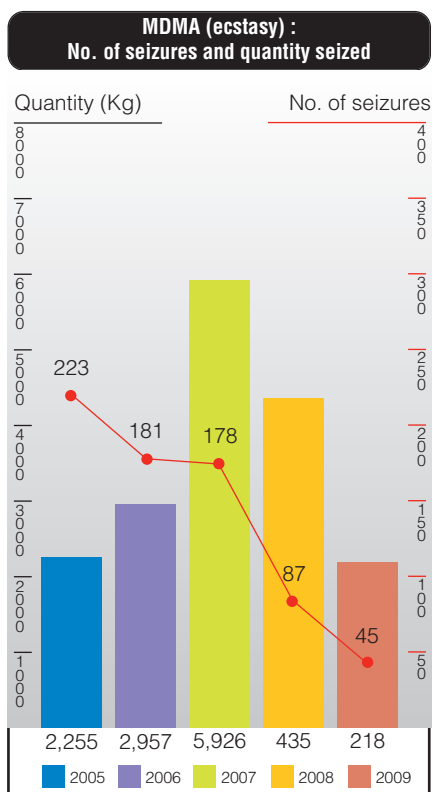
The Netherlands was the departure country for 106 kg of ecstasy, with most of the drugs being detected by German Customs.

### Methamphetamines

The majority of methamphetamines continue to be produced in South East Asia, especially China, Cambodia, Myanmar and the Philippines. The precursor chemicals for producing methamphetamines, namely pseudoephedrine and ephedrine, are easily obtained in the region, thus facilitating production and decreasing the risk of discovery posed by crossing various borders.

In its 2009 Report, the INCB indicates that amphetamine-type stimulants remain a problem in East and South East Asian countries with clandestine laboratories in Chinese Taipei, Cambodia, Republic of Korea, the Philippines, China, etc.

333 discoveries of methamphetamines to-

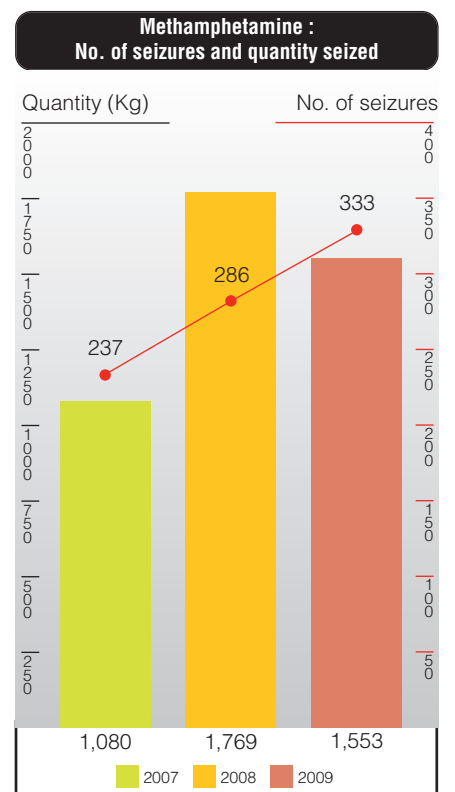


2009 as only 218 kg were reported in 45 incidents by Customs worldwide.

The reason for the decline is that ecstasy production is increasingly taking place in other regions, which means that the drug does not have to cross any borders with the risk of being detected by Customs.

Back in 2007, Canada played an important role as a source country for ecstasy seizures given that 215 kg had departed from that country. By 2009 this figure had decreased to a mere 11 kg.

Argentine Customs thwarted five attempts to smuggle ecstasy totalling 25 kg. All the couriers arrived by plane, having concealed the drugs in false-bottomed suitcases. There were two occurrences of couriers having departed from Germany, two from the Netherlands and one from Belgium.



talling 1,553 kg were reported in 2009, with the Asia/Pacific region accounting for 87 % of the weight seized.

Myanmar seized 425 kg, followed by Thailand (412 kg), Japan (256 kg) and Saudi Arabia (145 kg).

The seizures reported also indicate that the main source countries are Lao People's Democratic Republic (370 kg), followed by unknown (311 kg), China (193 kg), Myanmar (147 kg) and Jordan (144 kg).

Canada was a significant source country in 2007, although this has since changed dramatically with only 21 kg originating in Canada in 2009.

Over 64 % of the quantity seized was detected in road traffic, while 22 % was discovered in air traffic.

## Other drugs


### Khat

The number of khat seizures reported in the CEN fell from 683 to 564 in 2009 and the total quantity detected decreased from almost 54 tonnes to 44 tonnes.

The trafficking pattern remains unchanged from previous years. Although the drug is primarily cultivated and produced in Eastern Africa, the United Kingdom and the Netherlands are the hubs for almost all the khat smuggling. Khat is not a prohibited drug in either of those countries and can be imported perfectly legally in bulk from the producer countries. It is then split into batches and distributed to the main markets in the Nordic States.

Shipments from the United Kingdom are mainly bound for Norway or Finland. The majority of these seizures are made in air passenger baggage, air freight or express mail.

Khat shipments from the Netherlands are chiefly transported by vehicle to Germany and then further afield to Scandinavian countries.



» During "Operation RAPID", New Zealand Customs made several seizures of crystal methamphetamine.

(Photo courtesy of New Zealand Customs)

### Other substances

Almost all the Phensidyl seizures were reported by Bangladeshi law enforcement agencies, with the substance originating in India.

Ketamine is currently not an internationally controlled substance, although some countries have included it as one of the controlled substances covered by their national legislation.

For the most part, ketamine seizures are reported by countries in the Asia/Pacific region. Malaysia reported seven incidents amounting to 365 kg, followed by Hong Kong, China (18 cases/365 kg), India (6 cases/101 kg) and China (6 cases/24 kg). Seizures involving small amounts of ketamine were reported by the Maldives, Myanmar, Singapore, Denmark and Thailand.

Description	No. of seizures	Quantity (Kg)
Phensidyl (A Cough Syrup Containing Codeine)	322	54,313
Tramadol	3	16,851
Ketamine	50	869
Benzylpiperazine	1	230
GBL (Gamma Butyrol Lactone)	62	144
Sibutramine	1	110
Phenobarbital	38	106
Mescaline	28	63
GBL/GHB	24	39